

9910 Federal Drive Suite 100  
Colorado Springs, CO 80921-3616

\*\*Please detach and return this stub with your payment or  
pay on-line at [www.yesenergy.com](http://www.yesenergy.com)\*\*

Resident ID: t0123456  
Statement Date: 5/10/2017



**YES ENERGY  
MANAGEMENT**

Customer Service: (800) 888-1234

**My Military Community**

**Due Date: 06/05/2017**  
**Current Balance: \$-538.48**  
**Amount Due: \$0.00**  
**Amount Enclosed: \$ \_\_\_\_\_**

John Smith  
4567 Sunny Drive  
State, GA 12345

YES Energy Management  
PO Box 82577  
Goleta, CA 93118-2577

**Service Address**

4567 Sunny Drive  
State, GA 12345

**Community Name**

My Military Community

**Like-Type Group**

Group1

**Customer Service**

Hours of Operation:  
24 Hour Service Daily  
(800) 888-1234

Email: [yescs@yesenergymgmt.com](mailto:yescs@yesenergymgmt.com)

**Resident Services Office Contact**

789 Community Street

**Resident Portal Website**

[www.yesenergy.com](http://www.yesenergy.com)

**Online Payment Registration Code**

Resident ID: t0123456

**YES System Information**

Property ID: sun8901

**Remit Payment To**

YES Energy Management  
PO Box 82577  
Goleta, CA 93118-2577

**Community Message**

If you have any questions please contact YES Customer Service at (800) 888-1234. Payments \$25 or greater not received by the due date will incur a \$7 late fee. Please note, there is a \$3 processing fee to the online payment processing company, if you choose to pay with a debit or credit card.

**\*\*Please see the back of your statement for an important message.**

**-ACCOUNT DETAIL-**

**Unit Number**

4567SUN

**Resident Name**

John Smith

**Resident ID**

t0123456

**Community Service Dates**

4/1/2017 - 4/30/2017

**Statement Date**

5/10/2017

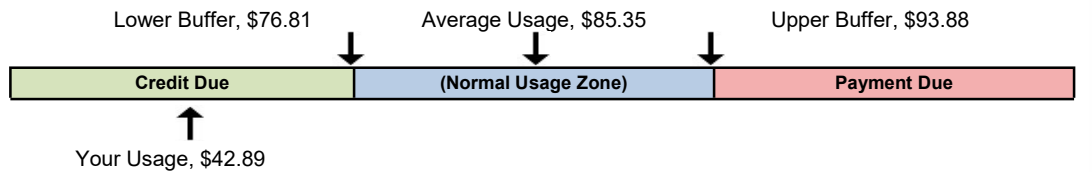
**Due Date**

06/05/2017

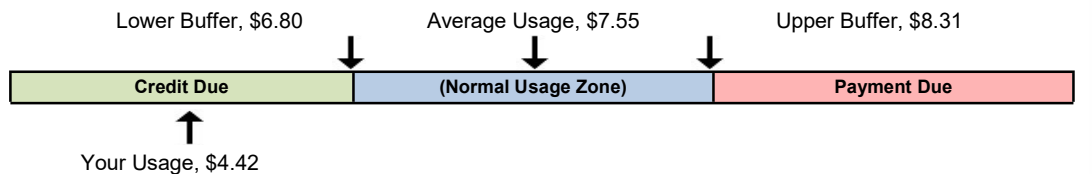
**Billing Days**

30

Utility Type	Previous Reading KWH	Current Reading KWH	Your Usage KWH	Meter Multiplier	Rate \$/KWH	Your Usage Amount
ELECTRIC	32,447.02	32,830.60	383.58	1	0.1118200	<b>\$42.89</b>



Utility Type	Previous Reading CCF	Current Reading CCF	Your Usage CCF	Rate \$/CCF	Your Usage Amount
GAS	1,823.00	1,835.00	12.00	0.3680000	4.42



Previous Balance	\$-502.18
Usage (under) or over the Normal Usage Zone ELECTRIC	\$-33.92
Usage (under) or over the Normal Usage Zone GAS	\$-2.38

**Current Month Payments** **\$(0.00)**

**Current Balance** **\$-538.48**

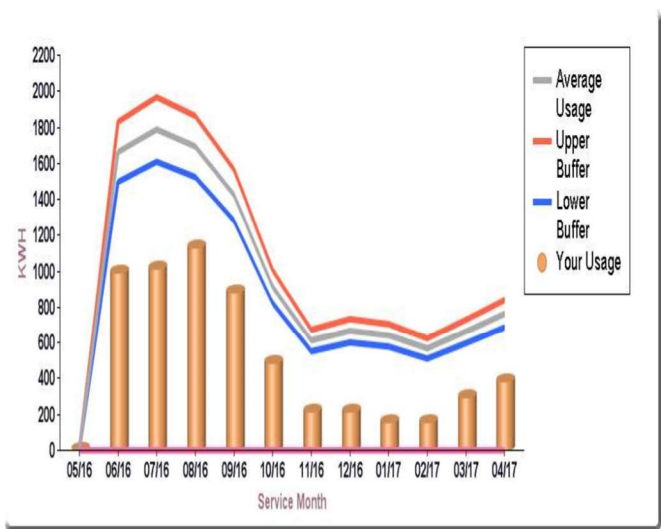
**Do Not Pay - Credit Balance Exceeds Minimum.**

**Payments not received on or before the due date, will be subject to a late fee.**



**\*\*Rates listed include all applicable charges, fees, and rate discounts as determined by the local utility provider.**  
**If your usage is indicated as \*EST, your actual usage could not be obtained and your usage has been estimated and adjusted to fall within the buffer of your LTG for this billing period.**

<b>Your Electric Usage (*indicates estimation)</b>							
Month	Your Usage KWH	Amount	Baseline	Upper Buffer	Lower Buffer	Difference	Your Charge
05/16		\$					\$
06/16	989.94	\$113.79	1663.45	1829.80	1497.11	0.00	\$-58.30
07/16	1013.09	\$116.46	1787.99	1966.79	1609.19	0.00	\$-68.52
08/16	1133.34	\$130.28	1693.84	1863.22	1524.46	0.00	\$-44.96
09/16	879.87	\$101.14	1424.55	1567.01	1282.10	0.00	\$-46.24
10/16	482.49	\$53.95	914.26	1005.69	822.83	0.00	\$-38.06
11/16	211.52	\$23.65	613.00	674.30	551.70	0.00	\$-38.04
12/16	213.78	\$23.90	667.28	734.01	600.55	0.00	\$-43.25
01/17	155.53	\$17.39	642.24	706.46	578.02	0.00	\$-47.24
02/17	154.39	\$17.26	567.55	624.31	510.80	0.00	\$-39.86
03/17	294.94	\$32.98	663.56	729.92	597.20	0.00	\$-33.80
04/17	383.58	\$42.89	763.26	839.59	686.93	0.00	\$-33.92



<b>Your Gas Usage (*indicates estimation)</b>							
Month	Your Usage CCF	Amount	Baseline	Upper Buffer	Lower Buffer	Difference	Your Charge
05/16		\$					\$
06/16	6.83	\$1.46	13.56	14.92	12.20	0.00	\$-1.15
07/16	2.00	\$0.70	12.67	13.94	11.40	0.00	\$-3.29
08/16	4.00	\$1.66	12.14	13.35	10.93	0.00	\$-2.89
09/16	5.00	\$1.90	11.63	12.79	10.47	0.00	\$-2.09
10/16	6.00	\$2.60	14.29	15.72	12.86	0.00	\$-2.97
11/16	21.00	\$9.76	35.10	38.61	31.59	0.00	\$-4.93
12/16	59.00	\$26.37	82.76	91.04	74.48	0.00	\$-6.92
01/17	35.00	\$14.74	77.30	85.03	69.57	0.00	\$-14.55
02/17	42.00	\$19.07	49.81	54.79	44.83	0.00	\$-1.28
03/17	33.00	\$14.06	46.70	51.37	42.03	0.00	\$-3.84
04/17	12.00	\$4.42	20.52	22.57	18.47	0.00	\$-2.38

